



Round 3 - Phillip Island GP Circuit - September 3 & 4
BEARS : F3, F4 & F5

Date: 03/09/22
 Event: R11
 Weather: Mostly cloudy - Temp: 12.0C
 Track: Dry - Temp: 19.2C

Leg 2

Started at: 16:27:25
 Laps: 4
 Starters: 19
 Printed at: 16:38

PROVISIONAL CLASSIFICATION

Pos	No	Name	Class	Machine	Laps	Race Time	Behind Leader	Behind Prev	Fastest Lap	On Lap	Top Speed
1	19	Paul NILSEN	F3	Triumph Sp. Trip. 1050	4	7:28.626			1:51.092	3	226
2	22	Matthew EDWARDS / Redex / Race and Road	F4	Laverda Redex 1000	4	7:30.436	1.810	1.810	1:47.657	4	233
3	76	Scott WEBSTER	F3	Suzuki Harris 1200	4	7:33.879	5.253	3.443	1:47.842	4	249
4	1	Dallas O'SULLIVAN	F3	Husqvarna 701 693	4	7:34.717	6.091	.838	1:51.699	3	197
5	5	Philip BARTUSH / Kaneg MotoSport	F3	Ducati 916	4	7:40.562	11.936	5.845	1:51.743	2	224
6	40	Rick FITZSIMMONS / RL & MY Fitzsimmons Painters	F4	Triumph Thrux. 1200	4	7:41.200	12.574	.638	1:52.370	3	223
7	46	Adam MILLER	F3	Husqvarna 450	4	7:44.921	16.295	3.721	1:53.919	3	181
8	9	Kurt LEWIS / Axle Armour	F3	Husqvarna 693	4	7:47.203	18.577	2.282	1:54.810	4	193
9	612	Gregory JAMES / Racing Geriatrics	F3	KTM Duke 890	4	7:48.000	19.374	.797	1:54.125	3	212
10	3	Cori BOURNE / Pedders Suspension Shepparton / NBS Brake Supplies / Shepparton Service	F3	Husqvarna FS 450	4	7:56.773	28.147	8.773	1:56.147	4	187
11	39	Dean YAGAN	F3	KTM Duke 890	4	7:59.950	31.324	3.177	1:56.941	4	220
12	955	Tom PALMAI	F3	Triumph Dayt. 765	4	8:00.154	31.528	.204	1:57.284	4	221
13	39A	Sean OESER / Race & Road / Highfields Panel & Paint / Ricondi / Addicted to Track	F5	Ducati Monster 696	4	8:00.438	31.812	.284	1:56.817	4	208
14	67	Richard DRAPER / R A Draper Medical Services	F5	Ducati Monster 800	4	8:01.063	32.437	.625	1:57.090	4	193
15	23	Voya KISSITCH / Malaysian Motorcycle Getaways	F5	Ducati SS 800	4	8:21.211	52.585	20.148	2:03.301	4	201
16	84	David ABOUD / TMA Racing	F5	KTM Duke 690	4	8:21.761	53.135	.550	2:03.134	4	189
17	19A	Denis ACKLAND	F4	Harley Dav. Sport. 1200	4	8:28.865	1:00.239	7.104	2:01.097	4	219
18	62	Ian HARDING / BDMC Racing	F3	Ducati S 750	4	8:45.461	1:16.835	16.596	2:07.572	3	187
DNF	571	Maurice TURNER	F4	Laverda RGS 981	1	2:31.748	2 Laps		2:31.748	1	177


Fastest Lap was 1:47.657 by Matthew EDWARDS

*** RACE REDUCED FROM 5 TO 4 LAPS DUE TO EARLIER TIME DELAYS ***

The results are provisional until the end of the time limit for protests and appeals.


Scott Laing
 Chief Timekeeper - Scott Laing

Tony Bolin
 Clerk of Course - Tony Bolin



COMPUTIME RACE TIMING SYSTEMS PTY LTD
www.computime.com.au

E-mail: scott@computime.com.au / Ph: 0418 17 13 17





Round 3 - Phillip Island GP Circuit - September 3 & 4
BEARS : F3, F4 & F5

Leg 2

Date: 03/09/22
 Event: R11
 Weather: Mostly cloudy - Temp: 12.0C
 Track: Dry - Temp: 19.2C

Started at: 16:27:25
 Laps: 4
 Starters: 19
 Printed at: 16:38

PROVISIONAL LAP TIMES


No	Name	Lap 1	Lap 2	Lap 3	Lap 4
1	Dallas O'SULLIVAN	1:59.036	1:51.831	1:51.699	1:52.151
3	Cori BOURNE	2:05.346	1:58.196	1:57.084	1:56.147
5	Philip BARTUSH	2:01.494	1:51.743	1:52.716	1:54.609
9	Kurt LEWIS	2:02.111	1:55.153	1:55.129	1:54.810
19	Paul NILSEN	1:55.183	1:51.247	1:51.092	1:51.104
19A	Denis ACKLAND	2:22.802	2:02.531	2:02.435	2:01.097
22	Matthew EDWARDS	2:04.119	1:49.363	1:49.297	1:47.657
23	Voya KISSITCH	2:10.848	2:03.407	2:03.655	2:03.301
39	Dean YAGAN	2:05.900	1:58.283	1:58.826	1:56.941
39A	Sean OESER	2:06.644	1:57.983	1:58.994	1:56.817
40	Rick FITZSIMMONS	2:01.551	1:53.054	1:52.370	1:54.225
46	Adam MILLER	2:01.414	1:54.454	1:53.919	1:55.134
62	Ian HARDING	2:17.286	2:08.060	2:07.572	2:12.543
67	Richard DRAPER	2:06.075	1:59.090	1:58.808	1:57.090
76	Scott WEBSTER	2:07.976	1:49.881	1:48.180	1:47.842
84	David ABOUD	2:10.888	2:04.340	2:03.399	2:03.134
571	Maurice TURNER	2:31.748			
612	Gregory JAMES	2:03.862	1:54.528	1:54.125	1:55.485
955	Tom PALMAI	2:04.545	1:59.284	1:59.041	1:57.284

*** RACE REDUCED FROM 5 TO 4 LAPS DUE TO EARLIER TIME DELAYS ***

The results are provisional until the end of the time limit for protests and appeals.


Scott Laing
 Chief Timekeeper - Scott Laing

Tony Bolin
 Clerk of Course - Tony Bolin



COMPUTIME RACE TIMING SYSTEMS PTY LTD
www.computime.com.au

E-mail: scott@computime.com.au / Ph: 0418 17 13 17





Round 3 - Phillip Island GP Circuit - September 3 & 4
BEARS : F3, F4 & F5

Leg 2

Started at: **16:27:25**
 Laps: **4**
 Starters: **19**
 Printed at: **16:38**


Date: **03/09/22**
 Event: **R11**
 Weather: **Mostly cloudy - Temp: 12.0C**
 Track: **Dry - Temp: 19.2C**

PROVISIONAL SPLIT TIMES

Lap	Split 1	Split 2	Split 3	Split 4	Lap Time	Spd	Lap	Split 1	Split 2	Split 3	Split 4	Lap Time	Spd
1 Dallas O'SULLIVAN (4th)							2	<u>25.938</u>	32.383	20.518	30.524	1:49.363	233
1	34.419	32.539	21.126	30.952	1:59.036	167	3	26.509	32.956	<u>20.104</u>	<u>29.728</u>	1:49.297	233
2	<u>27.475</u>	32.463	21.093	<u>30.800</u>	1:51.831	197	4	25.965	<u>31.292</u>	20.519	29.881	<u>1:47.657</u>	231
3	27.610	<u>32.171</u>	<u>21.004</u>	30.914	<u>1:51.699</u>	194							
4	27.517	32.512	21.294	30.828	1:52.151	194							
3 Cori BOURNE (10th)							23 Voya KISSITCH (15th)						
1	35.695	34.542	22.418	32.691	2:05.346	159	1	38.025	35.564	23.490	33.769	2:10.848	153
2	29.019	34.059	22.356	32.762	1:58.196	187	2	<u>29.782</u>	35.184	23.863	34.578	2:03.407	201
3	29.176	33.880	22.000	32.028	1:57.084	180	3	30.346	<u>35.161</u>	24.103	34.045	2:03.655	195
4	<u>28.644</u>	<u>33.627</u>	<u>21.920</u>	<u>31.956</u>	<u>1:56.147</u>	180	4	30.210	35.353	<u>23.852</u>	<u>33.886</u>	<u>2:03.301</u>	197
5 Philip BARTUSH (5th)							39 Dean YAGAN (11th)						
1	34.577	34.421	21.701	30.795	2:01.494	182	1	36.830	34.465	22.317	32.288	2:05.900	173
2	<u>26.611</u>	<u>33.185</u>	<u>21.174</u>	<u>30.773</u>	<u>1:51.743</u>	224	2	<u>28.358</u>	33.922	22.403	33.600	1:58.283	220
3	26.633	33.925	21.355	30.803	1:52.716	220	3	28.471	34.505	22.903	32.947	1:58.826	206
4	27.368	33.879	21.873	31.489	1:54.609	207	4	28.546	<u>33.914</u>	<u>22.052</u>	<u>32.429</u>	<u>1:56.941</u>	216
9 Kurt LEWIS (8th)							39A Sean OESER (13th)						
1	34.901	33.733	21.744	31.733	2:02.111	160	1	36.725	34.982	22.774	32.163	2:06.644	162
2	28.541	33.360	<u>21.571</u>	31.681	1:55.153	193	2	28.216	<u>33.867</u>	22.394	33.506	1:57.983	208
3	<u>28.418</u>	33.316	21.659	31.736	1:55.129	193	3	28.323	34.556	23.007	33.108	1:58.994	206
4	28.447	<u>33.271</u>	21.650	<u>31.442</u>	<u>1:54.810</u>	192	4	<u>28.157</u>	33.957	<u>22.274</u>	<u>32.429</u>	<u>1:56.817</u>	205
19 Paul NILSEN (1st)							40 Rick FITZSIMMONS (6th)						
1	32.325	31.932	20.837	30.089	1:55.183	186	1	34.182	34.144	21.878	31.347	2:01.551	178
2	<u>26.859</u>	32.254	<u>21.103</u>	31.031	1:51.247	225	2	27.675	33.373	21.101	<u>30.905</u>	1:53.054	212
3	27.083	<u>32.000</u>	21.498	30.511	<u>1:51.092</u>	226	3	<u>27.318</u>	<u>32.704</u>	<u>21.090</u>	31.258	<u>1:52.370</u>	223
4	27.414	32.225	21.156	<u>30.309</u>	1:51.104	225	4	27.563	33.132	21.823	31.707	1:54.225	217
19A Denis ACKLAND (17th)							46 Adam MILLER (7th)						
1	45.401	38.182	24.397	34.822	2:22.802		1	34.143	33.736	21.828	31.707	2:01.414	158
2	28.927	35.935	23.567	34.102	2:02.531	217	2	28.525	32.811	<u>21.437</u>	<u>31.681</u>	1:54.454	181
3	28.958	36.256	23.407	33.814	2:02.435	214	3	<u>28.104</u>	<u>32.478</u>	21.539	31.798	<u>1:53.919</u>	180
4	<u>28.880</u>	<u>35.422</u>	<u>23.310</u>	<u>33.485</u>	<u>2:01.097</u>	219	4	28.420	32.884	21.808	32.022	1:55.134	181
22 Matthew EDWARDS (2nd)							62 Ian HARDING (18th)						
1	40.439	31.563	21.579	30.538	2:04.119		1	40.814	37.410	23.875	35.187	2:17.286	151
							2	<u>29.941</u>	38.216	24.596	<u>35.307</u>	2:08.060	187
							3	30.362	<u>37.707</u>	<u>24.152</u>	35.351	<u>2:07.572</u>	187


Scott Laing
 Chief Timekeeper - Scott Laing

Tony Bolin
 Clerk of Course - Tony Bolin



COMPUTIME RACE TIMING SYSTEMS PTY LTD
www.computime.com.au

E-mail: scott@computime.com.au / Ph: 0418 17 13 17





Round 3 - Phillip Island GP Circuit - September 3 & 4
BEARS : F3, F4 & F5

Leg 2

Date: 03/09/22
 Event: R11
 Weather: Mostly cloudy - Temp: 12.0C
 Track: Dry - Temp: 19.2C

Started at: 16:27:25
 Laps: 4
 Starters: 19
 Printed at: 16:38

PROVISIONAL SPLIT TIMES


Lap	Split 1	Split 2	Split 3	Split 4	Lap Time	Spd	Lap	Split 1	Split 2	Split 3	Split 4	Lap Time	Spd
4	31.632	38.916	25.415	36.580	2:12.543	178	4	<u>30.052</u>	<u>35.072</u>	23.788	<u>34.222</u>	<u>2:03.134</u>	185
67 Richard DRAPER (14th)							571 Maurice TURNER (DNF)						
1	36.438	34.574	22.290	32.773	2:06.075	162	1	48.281	39.662	26.290	37.515	<u>2:31.748</u>	
2	28.634	35.134	22.401	32.921	1:59.090	190							
3	28.716	34.479	22.414	33.199	1:58.808	190	612 Gregory JAMES (9th)						
4	<u>28.285</u>	<u>33.976</u>	<u>22.059</u>	<u>32.770</u>	<u>1:57.090</u>	193	1	35.799	34.602	21.947	31.514	2:03.862	173
76 Scott WEBSTER (3rd)													
1	41.865	32.852	22.574	30.685	2:07.976		2	28.089	<u>33.097</u>	21.890	31.452	1:54.528	212
2	27.042	32.425	21.031	<u>29.383</u>	1:49.881	232	3	<u>27.946</u>	33.114	<u>21.732</u>	<u>31.333</u>	<u>1:54.125</u>	208
3	26.397	31.205	<u>20.447</u>	30.131	1:48.180	246	4	28.587	33.505	21.810	31.583	1:55.485	207
4	<u>25.914</u>	<u>31.173</u>	21.014	29.741	<u>1:47.842</u>	249	955 Tom PALMAI (12th)						
84 David ABOUD (16th)													
1	37.721	35.372	23.688	34.107	2:10.888	160	1	35.596	34.496	22.045	32.408	2:04.545	170
2	30.171	35.142	23.710	35.317	2:04.340	189	2	<u>27.993</u>	34.811	22.878	33.602	1:59.284	221
3	30.315	35.178	<u>23.625</u>	34.281	2:03.399	184	3	28.240	34.928	23.103	32.770	1:59.041	209
							4 28.396 <u>33.941</u> <u>22.333</u> <u>32.614</u> <u>1:57.284</u> 209						

*** RACE REDUCED FROM 5 TO 4 LAPS DUE TO EARLIER TIME DELAYS ***

The results are provisional until the end of the time limit for protests and appeals.


Scott Laing
 Chief Timekeeper - Scott Laing

Tony Bolin
 Clerk of Course - Tony Bolin



COMPUTIME RACE TIMING SYSTEMS PTY LTD
www.computime.com.au

E-mail: scott@computime.com.au / Ph: 0418 17 13 17





Round 3 - Phillip Island GP Circuit - September 3 & 4
BEARS : F3, F4 & F5

Leg 2

Started at: 16:27:25
 Laps: 4
 Starters: 19
 Printed at: 16:38

Date: 03/09/22
 Event: R11
 Weather: Mostly cloudy - Temp: 12.0C
 Track: Dry - Temp: 19.2C

PROVISIONAL FASTEST LAPS SEQUENCE


Lap	Race Pos	No	Name	Machine	Fastest Lap	On Lap
1	1	19	Paul NILSEN	Triumph Sp. Trip. 1050	1:55.183	1
2	1	19	Paul NILSEN	Triumph Sp. Trip. 1050	1:51.247	2
2	4	22	Matthew EDWARDS	Laverda Redex 1000	1:49.363	2
3	3	22	Matthew EDWARDS	Laverda Redex 1000	1:49.297	3
3	5	76	Scott WEBSTER	Suzuki Harris 1200	1:48.180	3
4	2	22	Matthew EDWARDS	Laverda Redex 1000	1:47.657	4

*** RACE REDUCED FROM 5 TO 4 LAPS DUE TO EARLIER TIME DELAYS ***

The results are provisional until the end of the time limit for protests and appeals.


Scott Laing
 Chief Timekeeper - Scott Laing

Tony Bolin
 Clerk of Course - Tony Bolin



COMPUTIME RACE TIMING SYSTEMS PTY LTD
www.computime.com.au

E-mail: scott@computime.com.au / Ph: 0418 17 13 17





Round 3 - Phillip Island GP Circuit - September 3 & 4
BEARS : F3, F4 & F5

Leg 2

Started at: 16:27:25
 Laps: 4
 Starters: 19
 Printed at: 16:38

Date: 03/09/22
 Event: R11
 Weather: Mostly cloudy - Temp: 12.0C
 Track: Dry - Temp: 19.2C

PROVISIONAL LAP SHEET


No	Lap Time	Gap	No	Lap Time	Gap	No	Lap Time	Gap
Lap 1			Lap 2			Lap 3		
19	1:55.183		19	1:51.247		19	1:51.092	
1	1:59.036	3.853	1	1:51.831	4.437	1	1:51.699	5.044
46	2:01.414	6.231	5	1:51.743	6.807	5	1:52.716	8.431
5	2:01.494	6.311	22	1:49.363	7.052	22	1:49.297	5.257
40	2:01.551	6.368	40	1:53.054	8.175	40	1:52.370	9.453
9	2:02.111	6.928	46	1:54.454	9.438	46	1:53.919	12.265
612	2:03.862	8.679	9	1:55.153	10.834	9	1:55.129	14.871
22	2:04.119	8.936	76	1:49.881	11.427	612	1:54.125	14.993
955	2:04.545	9.362				3	1:57.084	23.104
3	2:05.346	10.163				955	1:59.041	25.348
39	2:05.900	10.717				39	1:58.826	25.487
67	2:06.075	10.892				39A	1:58.994	26.099
39A	2:06.644	11.461				67	1:58.808	26.451
76	2:07.976	12.793				23	2:03.655	40.388
23	2:10.848	15.665				84	2:03.399	41.105
84	2:10.888	15.705				19A	2:02.435	50.246
62	2:17.286	22.103				62	2:07.572	55.396
19A	2:22.802	27.619						
571	2:31.748	36.565						
Lap 4			Lap 4			Lap 4		
			19	1:51.104		19	1:51.104	
			22	1:47.657	1.810	22	1:47.657	1.810
			76	1:47.842	5.253	76	1:47.842	5.253
			1	1:52.151	6.091	1	1:52.151	6.091
			5	1:54.609	11.936	5	1:54.609	11.936
			40	1:54.225	12.574	40	1:54.225	12.574
			46	1:55.134	16.295	46	1:55.134	16.295
			9	1:54.810	18.577	9	1:54.810	18.577
			612	1:55.485	19.374	612	1:55.485	19.374
			3	1:56.147	28.147	3	1:56.147	28.147
			39	1:56.941	31.324	39	1:56.941	31.324
			955	1:57.284	31.528	955	1:57.284	31.528
			39A	1:56.817	31.812	39A	1:56.817	31.812
			67	1:57.090	32.437	67	1:57.090	32.437
			23	2:03.301	52.585	23	2:03.301	52.585
			84	2:03.134	53.135	84	2:03.134	53.135
			19A	2:01.097	1:00.23	19A	2:01.097	1:00.23
			62	2:12.543	1:16.83	62	2:12.543	1:16.83

*** RACE REDUCED FROM 5 TO 4 LAPS DUE TO EARLIER TIME DELAYS ***

The results are provisional until the end of the time limit for protests and appeals.


Scott Laing
 Chief Timekeeper - Scott Laing

Tony Bolin
 Clerk of Course - Tony Bolin



COMPUTIME RACE TIMING SYSTEMS PTY LTD
www.computime.com.au

E-mail: scott@computime.com.au / Ph: 0418 17 13 17





Round 3 - Phillip Island GP Circuit - September 3 & 4

BEARS : F3, F4 & F5

Leg 2

Date: 03/09/22
 Event: R11
 Weather: Mostly cloudy - Temp: 12.0C
 Track: Dry - Temp: 19.2C

Started at: 16:27:25
 Laps: 4
 Starters: 19
 Printed at: 16:38


PROVISIONAL LAP CHART


Name	Grid	1	2	3	4	Name
M. EDWARDS	22	10	10	10	19	P. NILSEN
P. NILSEN	19	1	1	1	22	M. EDWARDS
S. WEBSTER	76	46	5	22	76	S. WEBSTER
P. BARTUSH	5	5	22	5	1	D. O'SULLIVAN
A. MILLER	46	40	40	76	5	P. BARTUSH
R. FITZSIMMONS	40	9	46	40	40	R. FITZSIMMONS
C. BOURNE	3	612	9	46	46	A. MILLER
K. LEWIS	9	22	76	9	9	K. LEWIS
D. O'SULLIVAN	1	955	612	612	612	G. JAMES
S. OESER	39A	3	3	3	3	C. BOURNE
G. JAMES	612	39	955	955	39	D. YAGAN
T. PALMAI	955	67	39	39	955	T. PALMAI
D. YAGAN	39	39A	39A	39A	39A	S. OESER
D. ACKLAND	19A	76	67	67	67	R. DRAPER
R. DRAPER	67	23	23	23	23	V. KISSITCH
D. ABOUD	84	84	84	84	84	D. ABOUD
V. KISSITCH	23	62	19A	19A	19A	D. ACKLAND
E. GARNER	9A	19A	62	62	62	I. HARDING
M. TURNER	571	571				M. TURNER
I. HARDING	62					

*** RACE REDUCED FROM 5 TO 4 LAPS DUE TO EARLIER TIME DELAYS ***

The results are provisional until the end of the time limit for protests and appeals.



 Chief Timekeeper - Scott Laing


 Clerk of Course - Tony Bolin



COMPUTIME RACE TIMING SYSTEMS PTY LTD
www.computime.com.au

E-mail: scott@computime.com.au / Ph: 0418 17 13 17





Round 3 - Phillip Island GP Circuit - September 3 & 4
BEARS : F3, F4 & F5

Leg 2

Date: 03/09/22
 Event: R11
 Weather: Mostly cloudy - Temp: 12.0C
 Track: Dry - Temp: 19.2C

Started at: 16:27:25
 Laps: 4
 Starters: 19
 Printed at: 16:38

PROVISIONAL BEST PARTIAL TIMES


Pos	Split 1		Split 2		Split 3		Split 4		LAP		Ideal	Fastest
	Name	Time	Name	Time	Name	Time	Name	Time	Name	Time		
1	S. WEBSTER	25.914	S. WEBSTER	31.173	M. EDWARDS	20.104	S. WEBSTER	29.383	S. WEBSTER	1:46.917	1:47.842	
2	M. EDWARDS	25.938	M. EDWARDS	31.292	S. WEBSTER	20.447	M. EDWARDS	29.728	M. EDWARDS	1:47.062	1:47.657	
3	P. BARTUSH	26.611	P. NILSEN	31.932	P. NILSEN	20.837	P. NILSEN	30.089	P. NILSEN	1:49.717	1:51.092	
4	P. NILSEN	26.859	D. O'SULLIVA	32.171	D. O'SULLIVA	21.004	P. BARTUSH	30.773	D. O'SULLIVA	1:51.450	1:51.699	
5	R. FITZSIMMO	27.318	A. MILLER	32.478	R. FITZSIMMO	21.090	D. O'SULLIVA	30.800	P. BARTUSH	1:51.743	1:51.743	
6	D. O'SULLIVA	27.475	R. FITZSIMMO	32.704	P. BARTUSH	21.174	R. FITZSIMMO	30.905	R. FITZSIMMO	1:52.017	1:52.370	
7	G. JAMES	27.946	G. JAMES	33.097	A. MILLER	21.437	G. JAMES	31.333	A. MILLER	1:53.700	1:53.919	
8	T. PALMAI	27.993	P. BARTUSH	33.185	K. LEWIS	21.571	K. LEWIS	31.442	G. JAMES	1:54.108	1:54.125	
9	A. MILLER	28.104	K. LEWIS	33.271	G. JAMES	21.732	A. MILLER	31.681	K. LEWIS	1:54.702	1:54.810	
10	S. OESER	28.157	C. BOURNE	33.627	C. BOURNE	21.920	C. BOURNE	31.956	C. BOURNE	1:56.147	1:56.147	
11	R. DRAPER	28.285	S. OESER	33.867	T. PALMAI	22.045	S. OESER	32.163	T. PALMAI	1:56.387	1:57.284	
12	D. YAGAN	28.358	D. YAGAN	33.914	D. YAGAN	22.052	D. YAGAN	32.288	S. OESER	1:56.461	1:56.817	
13	K. LEWIS	28.418	T. PALMAI	33.941	R. DRAPER	22.059	T. PALMAI	32.408	D. YAGAN	1:56.612	1:56.941	
14	C. BOURNE	28.644	R. DRAPER	33.976	S. OESER	22.274	R. DRAPER	32.770	R. DRAPER	1:57.090	1:57.090	
15	D. ACKLAND	28.880	D. ABOUD	35.072	D. ACKLAND	23.310	D. ACKLAND	33.485	D. ACKLAND	2:01.097	2:01.097	
16	V. KISSITCH	29.782	V. KISSITCH	35.161	V. KISSITCH	23.490	V. KISSITCH	33.769	V. KISSITCH	2:02.202	2:03.301	
17	I. HARDING	29.941	D. ACKLAND	35.422	D. ABOUD	23.625	D. ABOUD	34.107	D. ABOUD	2:02.856	2:03.134	
18	D. ABOUD	30.052	I. HARDING	37.410	I. HARDING	23.875	I. HARDING	35.187	I. HARDING	2:06.413	2:07.572	
19	M. TURNER	34.637	M. TURNER	39.662	M. TURNER	26.290	M. TURNER	37.515	M. TURNER	2:18.104	2:31.748	

*** RACE REDUCED FROM 5 TO 4 LAPS DUE TO EARLIER TIME DELAYS ***

The results are provisional until the end of the time limit for protests and appeals.


Scott Laing
 Chief Timekeeper - Scott Laing

Tony Bolin
 Clerk of Course - Tony Bolin



COMPUTIME RACE TIMING SYSTEMS PTY LTD
www.computime.com.au

E-mail: scott@computime.com.au / Ph: 0418 17 13 17





Round 3 - Phillip Island GP Circuit - September 3 & 4

BEARS : F3, F4, & F5

LEG 3 (Event 16)

Date: 03/09/22
Event: R11
Weather: Mostly cloudy - Temp: 12.0C
Track: Dry - Temp: 19.2C

Started at: 16:27:25
Laps: 4
Starters: 19
Printed at: 16:38


PROVISIONAL GRID SHEET



1	19 P. NILSEN 7:28.626	22 M. EDWARDS 7:30.436	76 S. WEBSTER 7:33.879
2	1 D. O'SULLIVAN 7:34.717	5 P. BARTUSH 7:40.562	40 R. FITZSIMMON 7:41.200
3	46 A. MILLER 7:44.921	9 K. LEWIS 7:47.203	612 G. JAMES 7:48.000
4	3 C. BOURNE 7:56.773	39 D. YAGAN 7:59.950	955 T. PALMAI 8:00.154
5	39A S. OESER 8:00.438	67 R. DRAPER 8:01.063	23 V. KISSITCH 8:21.211
6	84 D. ABOUD 8:21.761	19A D. ACKLAND 8:28.865	62 I. HARDING 8:45.461
7	571 M. TURNER 2:31.748		


Scott Laing
Chief Timekeeper - Scott Laing

Tony Bolin
Clerk of Course - Tony Bolin



COMPUTIME RACE TIMING SYSTEMS PTY LTD
www.computime.com.au

E-mail: scott@computime.com.au / Ph: 0418 17 13 17





Round 3 - Phillip Island GP Circuit - September 3 & 4

BEARS : F3, F4, & F5

LEG 3 (Event 16)

Date: 03/09/22
Event: R11
Weather: Mostly cloudy - Temp: 12.0C
Track: Dry - Temp: 19.2C

Started at: 16:27:25
Laps: 4
Starters: 19
Printed at: 16:38


PROVISIONAL GRID SHEET

Table with 4 columns: Rider Number, Rider Name, Time, and Position. Contains 19 entries for the grid sheet.




Signature of Scott Laing
Chief Timekeeper - Scott Laing

Signature of Tony Bolin
Clerk of Course - Tony Bolin



COMPUTIME RACE TIMING SYSTEMS PTY LTD
www.computime.com.au

E-mail: scott@computime.com.au / Ph: 0418 17 13 17





Round 3 - Phillip Island GP Circuit - September 3 & 4

BEARS : F3, F4, & F5

PROVISIONAL PROGRESSIVE ROUND POINTS

BEARS - FORMULA 3

Pos	No	Name	Rnd 3 Race 1	Rnd 3 Race 2	Total
1	19	Paul NILSEN	25	25	50
2	76	Scott WEBSTER	20	20	40
3	5	Philip BARTUSH	18	17	35
4	46	Adam MILLER	17	16	33
5	1	Dallas O'SULLIVAN	14	18	32
6	9	Kurt LEWIS	15	15	30
7	3	Cori BOURNE	16	13	29
8	612	Gregory JAMES	13	14	27
9	39	Dean YAGAN	11	12	23
10	955	Tom PALMAI	12	11	23
11	62	Ian HARDING	10	10	20

BEARS - FORMULA 4

Pos	No	Name	Rnd 3 Race 1	Rnd 3 Race 2	Total
1	22	Matthew EDWARDS	25	25	50
2	40	Rick FITZSIMMONS	20	20	40
3	19A	Denis ACKLAND	18	18	36
4	9A	Eddy GARNER	17		17
5	571	Maurice TURNER	16		16

BEARS - FORMULA 5

Pos	No	Name	Rnd 3 Race 1	Rnd 3 Race 2	Total
1	39A	Sean OESER	25	25	50
2	67	Richard DRAPER	20	20	40
3	23	Voya KISSITCH	17	18	35
4	84	David ABOUD	18	17	35


Scott Laing
Chief Timekeeper - Scott Laing

Tony Bolin
Clerk of Course - Tony Bolin



COMPUTIME RACE TIMING SYSTEMS PTY LTD
www.computime.com.au

E-mail: scott@computime.com.au / Ph: 0418 17 13 17





Round 3 - Phillip Island GP Circuit - September 3 & 4

BEARS : F3, F4, & F5

PROVISIONAL PROGRESSIVE SERIES POINTS

BEARS - FORMULA 3

Pos	No	Name	Rnd 1 B/ford	Rnd 2 Wint	Rnd 3 Race 1	Rnd 3 Race 2	Total
1	19	Paul NILSEN	100	53	25	25	203
2	1	Dallas O'SULLIVAN	34	87	14	18	153
3	5	Philip BARTUSH	54	51	18	17	140
4	39	Dean YAGAN	49	47	11	12	119
5	46	Adam MILLER	76		17	16	109
6	3	Cori BOURNE		71	16	13	100
7		Anthony STEPHENS		90			90
8	9	Kurt LEWIS	17		15	15	47
9	76	Scott WEBSTER			20	20	40
10	612	Gregory JAMES			13	14	27
11	955	Tom PALMAI			12	11	23
12	62	Ian HARDING			10	10	20
13		Fergus GIBSON	20				20

BEARS - FORMULA 4


Pos	No	Name	Rnd 1 B/ford	Rnd 2 Wint	Rnd 3 Race 1	Rnd 3 Race 2	Total
1	40	Rick FITZSIMMONS	100		20	20	140
2	9A	Eddy GARNER		85	17		102
3		Sebastian DOWNIE		95			95
4	22	Matthew EDWARDS			25	25	50
5	19A	Denis ACKLAND			18	18	36
6	571	Maurice TURNER			16		16

BEARS - FORMULA 5

Pos	No	Name	Rnd 1 B/ford	Rnd 2 Wint	Rnd 3 Race 1	Rnd 3 Race 2	Total
1		William FISHER	100	75			175
2	39A	Sean OESER			25	25	50
3	67	Richard DRAPER			20	20	40
4	23	Voya KISSITCH			17	18	35
5	84	David ABOUD			18	17	35

Scott Laing
Chief Timekeeper - Scott Laing

Tony Bolin
Clerk of Course - Tony Bolin



COMPUTIME RACE TIMING SYSTEMS PTY LTD
www.computime.com.au

E-mail: scott@computime.com.au / Ph: 0418 17 13 17

